

MEB-904

Electric ICU/ CCU Bed



Features

- Easy to clean with PP detachable platform with coating steel support (can modify to full flat surface)
- Material in reach of patient care are anti-bacterial (power coating steel)
- Full electric adjustable movement for easy handling
- Build-in control on head side rail
- Back light function
- Auto-off function (energy save)
- ACP Nursing control panel in the end of bed
- Low voltage control box (battery for option) with battery back-up
- Removable PP head & foot board (color option: blue, wooden, dark red, yellow)
- Tuck-away half-length side rail
 - Single push button for fold down (color option: blue, wooden, dark red, yellow)
 - PP material for rail
 - Gas-spring assistance
 - Storage compartment
 - Angle indicator for back, TR and RTR
- 125 mm high quality brake caster with central locking & steering pedal on both sides of foot end
- Urinal hooks on both side of bed (with 4 hooks)
- Auto-regression device (14 cm) of platform to prevent bed sore
- IV pole socket at 4 corners of bed
- Rotating bumper on 4 corners
- Manual CPR level on both sides of back with gas-spring

Dimensions

MEB-904:

L2160 x W1010 mm (86 platform)

L2160 x W1010 mm (91 platform)

Adjustable height: (steel is option)

400~770 mm by PP platform

390~760 mm by steel platform

Back: 0~70°

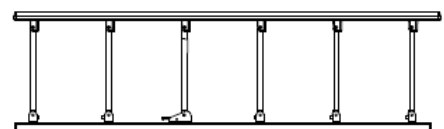
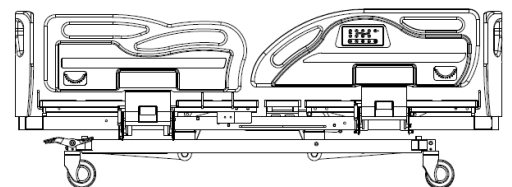
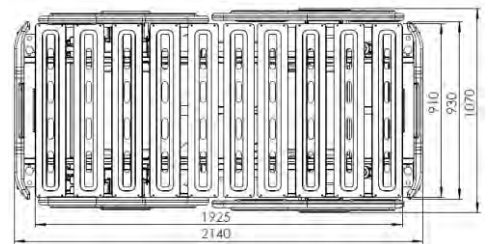
Knee: 0~35°

Trendelenburg: 0~15°

Reverse Trendelenburg: 0~-15°

Calf adjustment: -10~10°

MEB-904:



3/4 length collapsible side rail (option)

Medical Master

Address: No. 59-5, Ying Cheng 1st Street, Shi-Tung Dist., Taichung City, Taiwan (ROC)

Tel: +886-4-23171028/ Fax: +886-4-23171029